


PAPER AIRPLANES

I love to build paper airplanes, and I have a couple of awesome styles that I can fold up in seconds.

FLIP OVER FOR YOUR NEXT CHALLENGE



EARN THIS NUGGET

Your challenge for a Nugget is to learn to fold 4 different paper airplanes and be able to do them without looking at the instructions.

Finally, organize an air show for your family and show how each one performs. Some may be super fast and others may be great stunt planes. You can even color some for added excitement...Good luck, and happy flying

If you ask around, you'll find people have lots of different airplanes they make.


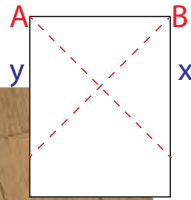
You can also find ideas on the internet. You may want to try out www.foldnfly.com

Now if you are really feeling adventurous, feel free to try my super duper awesome stunt flying paper airplane on the next page. You'll probably never build a better paper airplane than this.




Well you might, but personally, I used to beat everyone at paper airplane flying using this puppy.

PAPER AIRPLANES



1. Fold the paper, corner "A" to edge "x" to form a triangle and score firmly.



2. Unfold and fold corner "B" in the same way to edge "y" so your paper has a diagonal cross creased in it as above.



3. Unfold the paper and then press in the sides while flattening the top.




4. Flatten so that you are left with a triangle with a rectangle at the bottom.



5. Fold the long rectangle at the bottom of the paper several times and then carefully tear or trim it off.




6. Fold in the left top triangle wing to make a new triangle shape half the size, so the end tip now rests at the airplane nose, and repeat for the right hand side.



7. Fold the top triangles once more to make them half the size again.



9. Fold a point in the end of the rectangle piece like an arrow head.



11. Fold over the nose tip to secure the tail in place.



8. Fold the rectangle in half long-wise.



10. Slip the pointed end of the rectangle into the triangular body of the plane.



12. Give the wings a little crease if you like, and you have what may be the most awesome plane in the world!